

2026
2027

HYUNDAI L&C
Bodaq

INTERIOR FILM

HYUNDAI
L&C

2026 — 2027

HYUNDAI L&C NEW COLLECTION
Creative and Environmental Interior Solution Provider

HYUNDAI L&C **Bodaq**

INTERIOR FILM

HYUNDAI L&C **Bodaq**

INTERIOR FILM

2026 — 2027

HYUNDAI L&C NEW COLLECTION
Creative and Environmental Interior Solution Provider



www.ebodaq.com

HYUNDAI
L&C

HYUNDAI
L&C

CONTENTS

01 BASIC 09p	Mono Blanc Premium Painted Concrete Solid Premium Painted Wood Painted Wood Super Matt Texture
02 WOOD 23p	Optical Grain Wood Long Wood Origin Wood Premium Wood Standard Wood
03 NATURAL SURFACE 97p	Soft Fabric Natural Fabric Real Fabric Soft Leather Velvet Metal UMI Real Metal Gold
04 STONE & MARBLE 109p	Premium Marble Stone & Marble
05 ETC 120p	Exterior Film Easy Clean Film



www.ebodaq.com

Scan QR Code to explore Bodaq Interior Films online.
The pattern images of all Bodaq Interior Film series are available.



LIVING & CULTURE

Start your journey with Hyundai L&C,
to discover the most contemporary interior design,
where the life becomes the culture.

HYUNDAI L&C **Bodaq**

26-27 Trend Summary

Care-full

Amid social changes, health, relaxation, and emotional recovery have become priority, while the advancements in technology and infrastructure are expanding the role of spaces - from personal to social connections, health care and wellness. Reflecting this, Hyundai L&C's trend analysis for this year identifies the in-trend theme as 'Care-full : A Space Filled with Care', suggesting a new perspective on space design with daily life stability, relationship restoration & medical · health care experiences. Explore the evolving trend toward Human-centered design filled with meticulous attention and sensitivity.

Ego Care

A private space of rest for personal recovery.

01

The warm, medium wood toned interior film adds a delicate grain throughout the space, creating a deep relaxing atmosphere.



96p ||| Teak W953

Connect Care

A space for fostering emotional connection.

02

LW Long Wood series articulate a community lounge that balances generous spatiality with a refined sense of comfort.




50p ||| Alpine Oak LW113

Bio Care

A wellness space for the balance of the body.

03

The subtle concrete pattern creates a calming visual environment, turning the act of staying in the space into a healing wellness experience.



11p ||| Moon Stone PNC55

Environment

We care the Environment



Eco-Label Certification

Bodaq Fire-Retardant Interior Film is an eco-friendly product certified with the Eco-Label, designed to minimize the content of harmful substances. The Environmental Label Certification is a recognized standard established to reduce resource waste & environmental pollution, which is a key criterion prioritized in material selections by public institutions. Bodaq Fire-Retardant Interior Film meets these stringent environmental and legal standards, offering a choice that can be applied with confidence in any public, commercial, and residential places.

- ※ In accordance with Article 6 of the Act on the Promotion of Green Product Purchases, public institutions are required to give priority to purchase green products when the supply is available.
- ※ Eco-Label Certification enables consumers to accurately identify the product & the service with superior environmental performance.
- ※ Discover our Eco-Label Certified Bodaq products and detailed technical information on the official website : (<https://m.ebodaq.com/Community/TechnologyData>)
- ※ Not intended for direct food contact - certification status may vary by Bodaq series, referring the technical data sheet on Bodaq official website is required.
- ※ Applicable Series : APZ, BLC, CP, HS, LM, LS, LW, NS, PM, PNC, PNT, PTW, RM, S, SF, SL, SMT, SPW, VM, W, ZSW, ZX



Environmental Product Declaration (EPD Certification)

EPD Certification evaluates the environmental impact of energy and resources across the entire product life cycle - including raw materials sourcing, production, distribution, use, and disposal. Bodaq Interior Film not only holds EPD Certification, but also continuously pursues improvements in environmental performance.



Eco-Friendly Building Materials Certification (HB Mark)

Bodaq Interior Film (non-fire-retardant) has achieved the highest grade in substance verification test in compliance with the Eco-Friendly Building Materials Certification (HB Mark) regulations established by the Korea Air Cleaning Association, by utilizing water-based adhesive applications.

Safety

Your Safety is our Priority



Fire-Retardant Performance Test

Bodaq Interior Film (fire-retardant) products, only films that have passed the Fire-Retardant performance test conducted by the Korea Fire Institute (KFI) are allowed to be distributed with the certification mark. For the corresponding results notification of each Fire-Retardant production lot, please contact your nearest Bodaq Interior Film distributor.

Fire-Retardant Performance [KFI Certification]				
Char Length ≤ 20 cm	Char Area ≤ 30 cm ²	Afterglow time ≤ 5 seconds	Afterflame time ≤ 3 seconds	Smoke density 200 Ds
Stain-Resistant				
Soy Sauce	Coke	10% Hydrochloric Acid	Coffee	5% Ethanol
Wine Vinegar	No changes			

※ Certificates of performance, construction specifications, and technical data sheets can be found on the Bodaq official website (<https://m.ebodaq.com/Community/TechnologyData>), either can be requested to our headquarters or authorized distributors.

Bodaq × HanStone


Create a cohesive space by installing Bodaq and HanStone from Hyundai L&C.

HanStone



Denver

Bodaq



11p

Moon Stone **PNC55**



117p


Granite **NS121**

HanStone



Luna White

Bodaq



13p

Stone Blast **PNC53**



117p


Sierra Stone **NS123**

HanStone



Eden

Bodaq



15p

Matt Ivory **S256**



110p


Venato **PM019**

HanStone



Boa Vista

Bodaq



12p

Sand Stone **PNC59**




119p

White Marble **NS119**

01 COLLECTION
BASIC

Mono Blanc
 Premium Painted Concrete
 Solid
 Premium Painted Wood
 Painted Wood
 Super Matt
 Texture



HYUNDAI L&C 2026 - 2027
 Bodaq Interior Film
 New Collection

Mono Blanc

● Fire Retardant ● General



Pure White **NEW** ● ● BLC05



Cream **NEW** ● ● BLC02



Cream White **NEW** ● ● BLC06



Porcelain **NEW** ● ● BLC03



White **NEW** ● ● BLC07



Valen **NEW** ● ● BLC01



Terranova **NEW** ● ● BLC04

※ The images above are for illustrative purposes only, and may differ from the actual products.

Premium Painted Concrete

Bodaq Painted Concrete series creates a natural and refined space, featuring the authentic texture & soft shading of concrete as unique as a brushed plaster wall.

BASIC



Stucco ●● PNC51



Moon Stone ●● PNC52



Stucco ●● PNC44



Slate ●● PNC47



Moon Stone ●● PNC49



Moon Stone ●● PNC55



Stone Blast ●● PNC42



Sand Stone ●● PNC58



Sand Stone ●● PNC59



Stone Blast ●● PNC41

LIVART Matching Film ● Fire Retardant ● General



Moon Stone ●● PNC50



Stone Blast ●● PNC43



Stone Blast ●● PNC56



Stone Blast ●● PNC53




Stucco ●● PNC45



Stucco ●● PNC46



Stucco ●● PNC54



Stone Blast ●● PNC57



Solid

S115	L S255	NEW S265	S245
S243	S260	S178	S176
NEW S263	S216	S208	S177
S244	NEW S264	S126	NEW S266
L S257	L S256	S179	S128
S158	L S258	S240	S181
S235	S143	S236	S209
L S259	S159	S210	S231
S140	S197	S211	S149

Complete the space with enhanced, more diverse range of colors from calm neutral monochromatic hues to soft pastels and trendy shades. Create a space that tells a unique and special story, one that is truly one-of-a-kind.


LIVART Matching Film ● Fire Retardant ● General

S156	NEW S261	S153	S141
S215	S214	S185	S127
S157	S239	S249	S217
S183	S212	S195	S238
S246	S248	S230	S237
S247	S200	S198	S251
S145	S201	S242	S252
S234	S202	S204	S218
S253	S233	S254	NEW S262


S241	S194
S188	S166
S146	S219
S169	S189
S213	S186
S232	S175
S250	S173
S147	S150

Solid

Upgraded Solid Colors with an even more refined & multidimensional texture. Add modern depth to the space with a polished surface finish.



NEW ●● S263



NEW ●● S264

Premium Painted Wood



Premium Painted Wood ●● PNT01



Premium Painted Wood ●● PNT02




Premium Painted Wood ●● PNT03




Premium Painted Wood ●● PNT04




Premium Painted Wood ●● PNT07



Premium Painted Wood ●● PNT09



Premium Painted Wood ●● PNT05



Premium Painted Wood ●● PNT10

Discover the Painted Wood series, which captures the essence of paint and preserving the unique texture of wood.

Painted Wood

●● Fire Retardant ●● General



Super White Wood ●● ZSW04



Painted Wood ●● PTW16



Painted Wood ●● PTW10



Painted Wood ●● PTW01




Painted Wood ●● PTW02




Painted Wood ●● PTW14



Painted Wood ●● PTW08




Painted Wood ●● PTW11




Painted Wood ●● PTW12




Painted Wood ●● PTW06



Painted Wood ●● PTW05




Painted Wood ●● PTW09



Painted Wood ●● PTW07



Painted Wood ●● PTW15



Painted Wood ●● PTW04

※ The images above are for illustrative purposes only, and may differ from the actual products.

Super Matt

Bodaq Super Matt series features a premium, special surface texture treated product providing strong resistance to daily stains and scratches. Its gentle visual effect and luxurious tactile feel elevate the sophistication of any space to a new dimension.



Feel the texture * Premium matte finish applied.

The surface texture may vary between Fire-Retardant and General due to the manufacturing processes (*Sample book reference: General version)

		Super Matt ●● SMT24
Super Matt ●● SMT16	Super Matt ●● SMT01	Super Matt ●● SMT02
Super Matt ●● SMT21	Super Matt ●● SMT17	Super Matt ●● SMT03
Super Matt ●● SMT20	Super Matt ●● SMT12	Super Matt ●● SMT04
Super Matt ●● SMT18	Super Matt ●● SMT13	Super Matt ●● SMT14
Super Matt ●● SMT10	Super Matt ●● SMT05	Super Matt ●● SMT15
Super Matt ●● SMT11	Super Matt ●● SMT06	Super Matt ●● SMT07

Texture


● Fire Retardant ● General




●● LS102



●● LS104




●● HS204



●● CP202



●● LM202




●● LS106



●● LS103


WOOD

- Optical Grain Wood
- Long Wood
- Origin Wood
- Premium Wood
- Standard Wood



Long Wood

Bodaq LW Long Wood Series combines a luxurious surface finish with an extended 1,800mm vertical repeat, enhancing the beauty of high ceiling spaces. Experience the grandeur of Long Wood with LW Series.

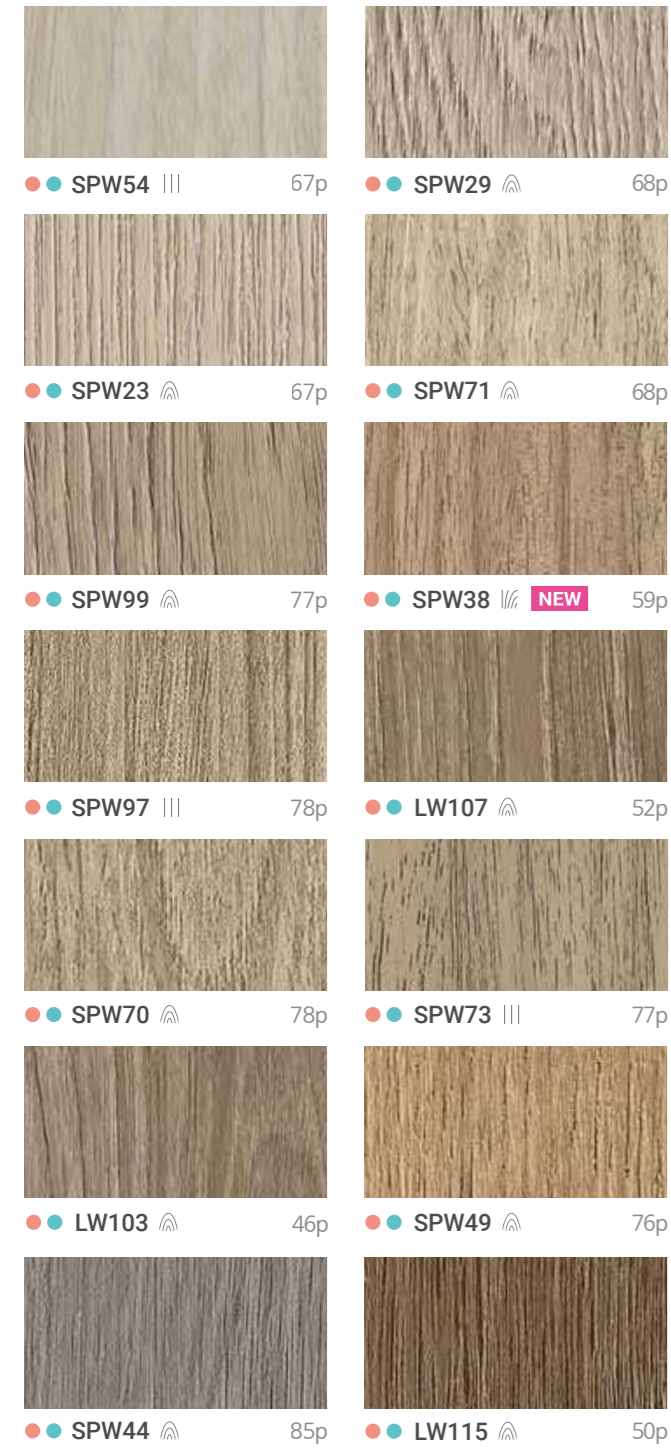


Origin Wood

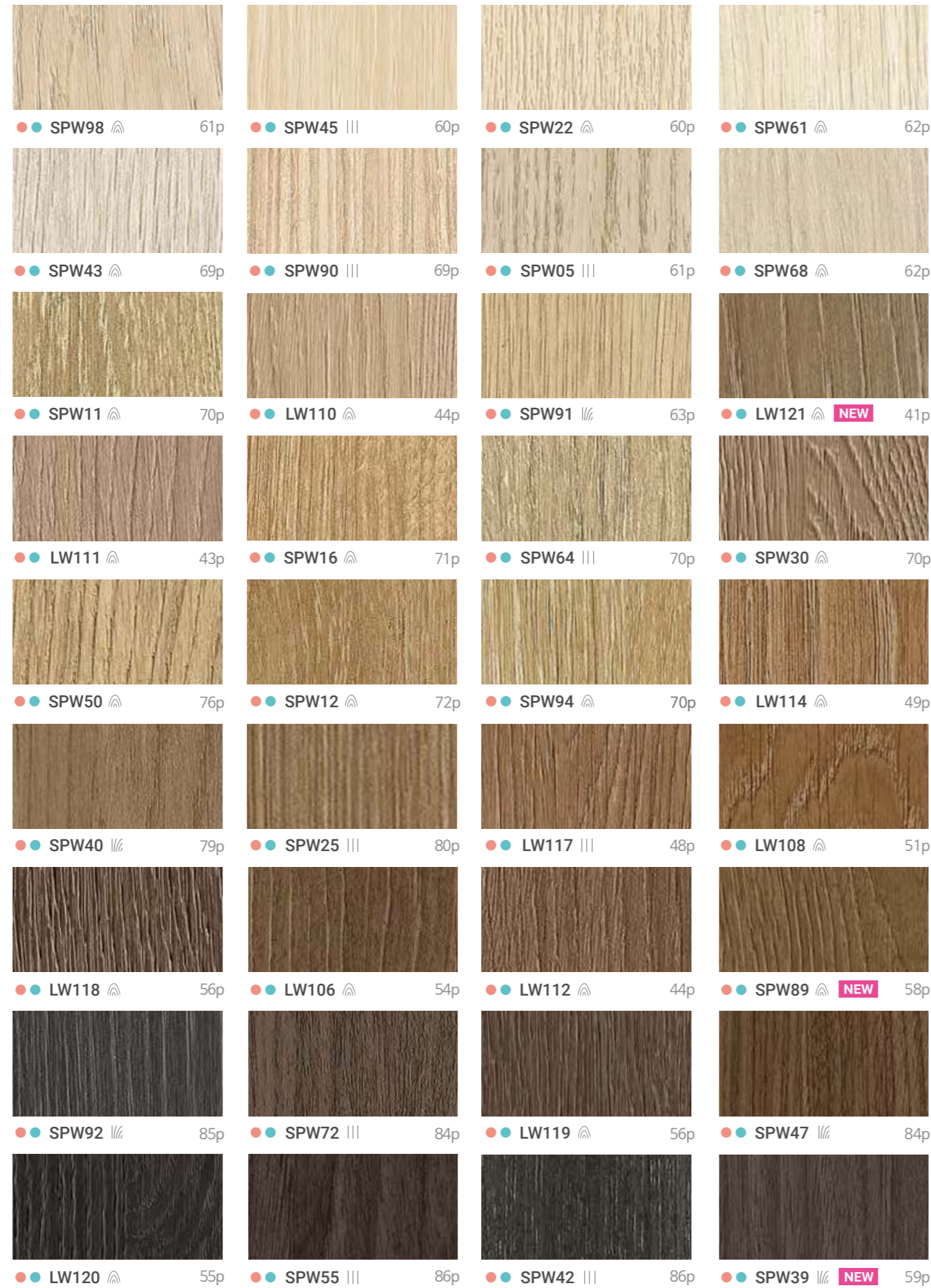
Bodaq SPW Origin Wood series delivers a more natural wood texture through premium surface coating and precise embossing. Explore SPW's luxurious surface finishes across a variety of colors and wood types.

WOOD


Wood Palette



Wood Palette



Bodaq Wood Palette Collection showcasing Bodaq Interior Film's premium wood series arranged by color. Browse our diverse range of wood products in various colors and types.




Optical Grain Wood



Discover Optical Grain Wood, where the depth of ink layered over delicate wood grains creates a realism of actual texture that mimics the essence of natural wood.

● Fire Retardant ● General ||| Vertical |||| Half Grain 🌲 Wood Grain



Noble Oak

NEW ● OGW02 🌲



Noble Oak


NEW ● OGW03 🌲

Noble Oak

NEW ● OGW01 🌲

※ The images above are for illustrative purposes only, and may differ from the actual products.

Optical Grain Wood



● Fire Retardant ● General ||| Vertical ||| Half Grain 🌲 Wood Grain



Essence Teak

NEW ● OGW04 🌲



Essence Teak

NEW ● OGW05 🌲

Essence Teak

NEW ● OGW06 🌲

Long Wood



Enhance spaces with high ceilings by creating a luxurious ambiance using the extended 1,800mm vertical width of Bodaq Long Wood.

● Fire Retardant ● General ||| Vertical |||| Half Grain ||||| Wood Grain



Noa Oak

NEW ● ● LW203 |||||

※ The images above are for illustrative purposes only, and may differ from the actual products.

Long Wood

● Fire Retardant ● General ||| Vertical |||| Half Grain ||||| Wood Grain



Noa Oak

NEW ● ● LW201 ||||



Noa Oak

NEW ● ● LW202 ||||

Long Wood



● Fire Retardant ● General ||| Vertical ||| Half Grain 🌲 Wood Grain



Arden Oak

NEW ● ● LW122 🌲

※ The images above are for illustrative purposes only, and may differ from the actual products.

Long Wood

● Fire Retardant ● General ||| Vertical |||| Half Grain 🌲 Wood Grain



Arden Oak

NEW ● ● LW121 🌲



Arden Oak

NEW ● ● LW123 🌲

Long Wood



Nordic Oak

● ● LW111

● Fire Retardant ● General ||| Vertical ||| Half Grain 🌲 Wood Grain



Nordic Oak

● ● LW110



Nordic Oak

● ● LW112

※ The images above are for illustrative purposes only, and may differ from the actual products.

Long Wood



Denver Oak

● ● LW102



Denver Oak

● ● LW101



Denver Oak

● ● LW103

● Fire Retardant ● General ||| Vertical |||| Half Grain 🌲 Wood Grain

Long Wood



LW116

● Fire Retardant ● General ||| Vertical ||| Half Grain ||| Wood Grain



Amber Oak

● ● LW116 |||



Amber Oak

● ● LW117 |||

※ The images above are for illustrative purposes only, and may differ from the actual products.

Long Wood



Alpine Oak

● ● LW114



Alpine Oak

● ● LW113



Alpine Oak

● ● LW115

● Fire Retardant ● General ||| Vertical |||| Half Grain 🌲 Wood Grain



Timber Oak

● ● LW108



Timber Oak

● ● LW107



Timber Oak

● ● LW109

● Fire Retardant ● General ||| Vertical ||| Half Grain 🌲 Wood Grain

Long Wood



Sonoma Oak

● ● LW105



Sonoma Oak

● ● LW104



Sonoma Oak

● ● LW106

● Fire Retardant ● General ||| Vertical |||| Half Grain 🌲 Wood Grain

Long Wood



Ebony Oak

● ● LW120



Ebony Oak

● ● LW118



Ebony Oak

● ● LW119

● Fire Retardant ● General ||| Vertical ||| Half Grain 🌲 Wood Grain

Origin Wood



SPW10



Spanish Oak

NEW ●● SPW09



Spanish Oak

NEW ●● SPW10

Introducing the SPW series, a wood beyond wood, flawlessly recreated with Bodaq's unique technology and premium design. Experience a new dimension of premium finishes with the sturdy texture and natural feel, closely resembling real wood.

● Fire Retardant ● General ||| Vertical |||| Half Grain 🌲 Wood Grain



Eden Oak

NEW ●● SPW88



Eden Oak

NEW ●● SPW89



SPW89

Origin Wood



Siena Teak

NEW ● ● SPW38



Siena Teak

NEW ● ● SPW39

● Fire Retardant ● General ||| Vertical |||| Half Grain 🌲 Wood Grain



Solid Oak

● ● SPW22 🌲



Oak

● ● SPW45 |||



SPW22

Origin Wood



SPW05



Oak

● ● SPW98



Vertical Wood

● ● SPW05

● Fire Retardant ● General ||| Vertical |||| Half Grain 🌳 Wood Grain



Wash Oak

● ● SPW61




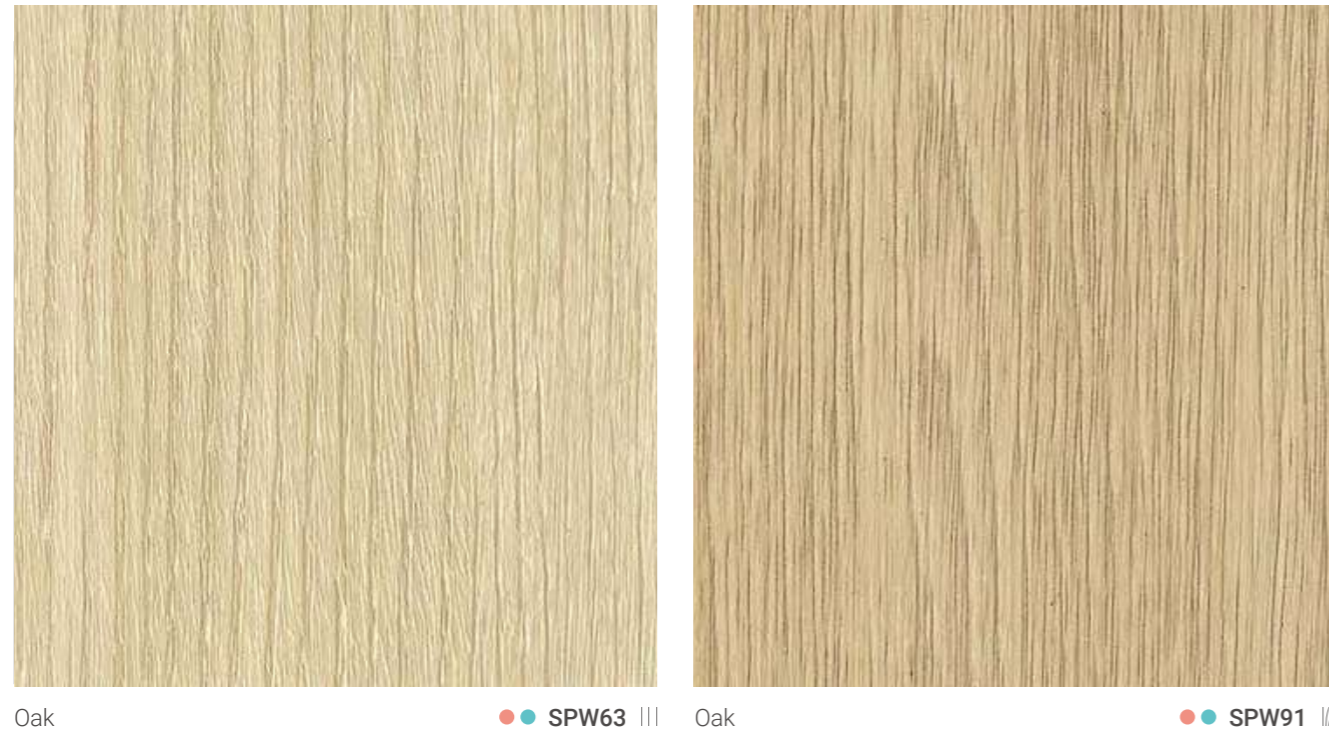
Oak

● ● SPW68



SPW68

Origin Wood



● Fire Retardant ● General ||| Vertical ||| Half Grain 🌲 Wood Grain



Origin Wood



SPW15



Elm

● ● SPW66 |||



Velvet Oak

● ● SPW15 ♪

● Fire Retardant ● General ||| Vertical ||| Half Grain ♪ Wood Grain



Wild Oak

● ● SPW17 ♪



Wash Oak

● ● SPW62 ♪



SPW17

Origin Wood



SPW54



Elder

● ● SPW54 |||



Solid Oak

● ● SPW23 ⌋

● Fire Retardant ● General ||| Vertical |||| Half Grain ⌋ Wood Grain



Oak

● ● SPW29 ⌋




Eucalyptus

● ● SPW71 ⌋



SPW29

Origin Wood



SPW90

● Fire Retardant ● General ||| Vertical ||| Half Grain 🌲 Wood Grain



Oak

● ● SPW64 |||



White Oak

● ● SPW11 🌲



Oak

● ● SPW30 🌲



Soft White Oak

● ● SPW94 🌲



Oak

● ● SPW43 🌲



African Teak

● ● SPW90 |||



※ The images above are for illustrative purposes only, and may differ from the actual products.

SPW64

Origin Wood

● Fire Retardant ● General ||| Vertical |||| Half Grain 🌲 Wood Grain



Velvet Oak

● ● SPW16 🌲



Wild Oak

● ● SPW01 🌲



Wild Oak

● ● SPW18 🌲



Walnut

● ● SPW26 🌲



SPW12



SPW01



Stripe Wood

● ● SPW24 |||



White Oak

● ● SPW12 🌲

※ The images above are for illustrative purposes only, and may differ from the actual products.

Origin Wood



Oak

● ● SPW13



Eiche

● ● SPW95



SPW95

● Fire Retardant ● General ||| Vertical |||| Half Grain 🌲 Wood Grain



SPW67



Eiche

● ● SPW96



Elm

● ● SPW67 |||

Origin Wood



SPW60



Oak

● ● SPW69



Ash

■ ● ● SPW60

LIVART Matching Film ● Fire Retardant ● General ||| Vertical ||| Half Grain 🌲 Wood Grain



Split Wood

● ● SPW50



Split Wood

● ● SPW49



SPW50

Origin Wood



SPW73



Oak

● ● SPW99



Walnut

● ● SPW73

● Fire Retardant ● General ||| Vertical |||| Half Grain 🌲 Wood Grain



Eucalyptus

● ● SPW70



African Teak

● ● SPW97



SPW70

Origin Wood

● Fire Retardant ● General ||| Vertical |||| Half Grain 🌳 Wood Grain



Elm

● ● SPW40 ||||



Walnut

● ● SPW52 ||||



SPW40



SPW25



Stripe Wood

● ● SPW25 ||||



Ash

● ● SPW56 🌳

Origin Wood

● Fire Retardant ● General ||| Vertical |||| Half Grain 🌲 Wood Grain



Walnut

● ● SPW27 🌲



Oak

● ● SPW53 🌲



Dark Oak

● ● SPW19 🌲



Dark Oak

● ● SPW20 🌲



SPW41 · SPW42



Teak

● ● SPW41 |||



Walnut

● ● SPW28 🌲



SPW19

※ The images above are for illustrative purposes only, and may differ from the actual products.

Origin Wood



Oak

● ● SPW65 |||



Oak

● ● SPW14 🌲



SPW14



SPW47

● Fire Retardant ● General ||| Vertical ||| Half Grain 🌲 Wood Grain



Walnut

● ● SPW47 |||



Walnut

● ● SPW72 |||



Ash

● ● SPW57 🌲



Walnut

● ● SPW48 |||

Origin Wood



Oak

● ● SPW44



Oak

● ● SPW92



SPW44

● Fire Retardant ● General ||| Vertical |||| Half Grain ||||| Wood Grain



SPW55



Teak

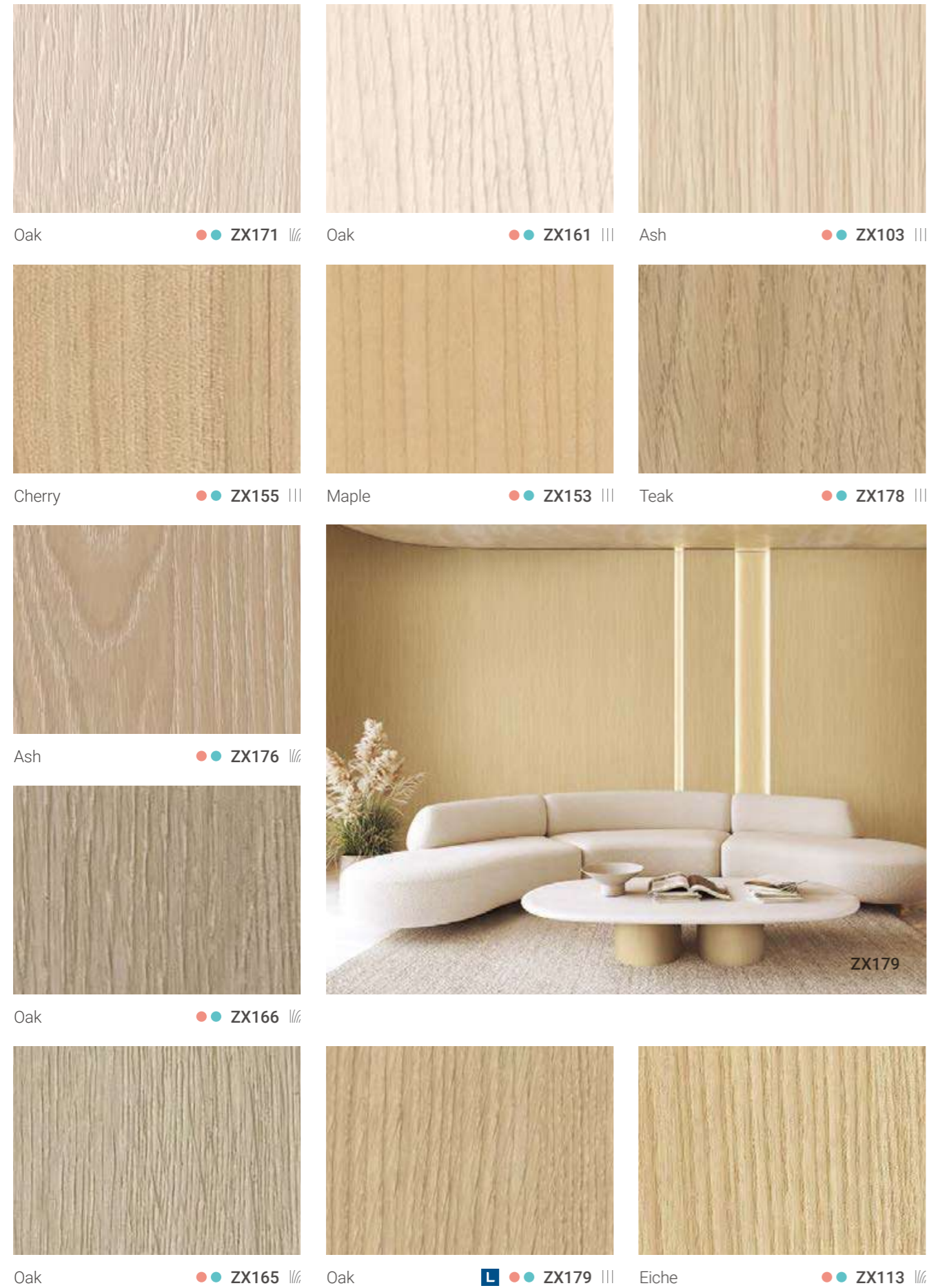
● ● SPW42



Elder

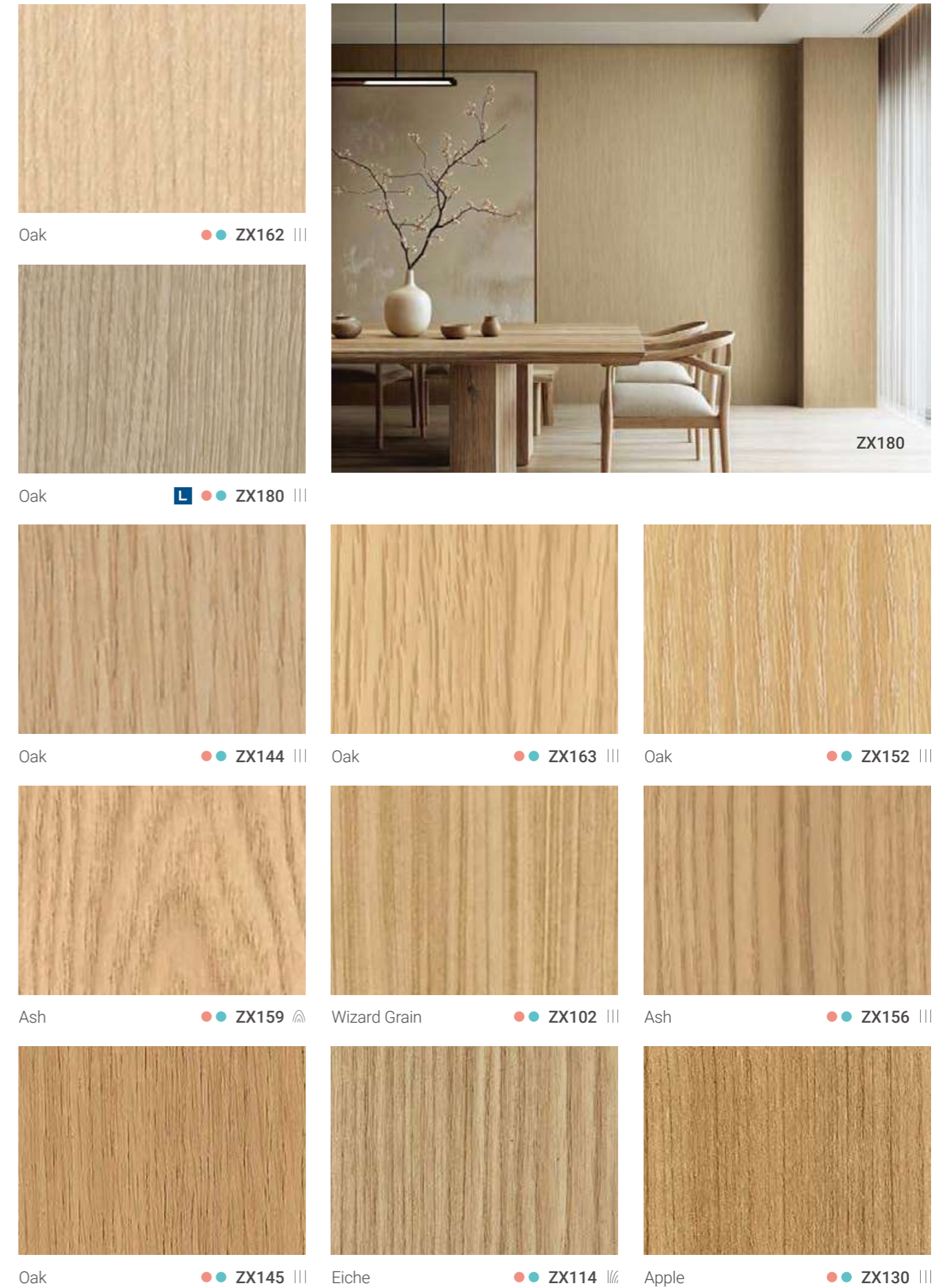
● ● SPW55

Premium Wood



Experience a nature-inspired living space with Premium Wood, which faithfully replicates natural wood, offering not only visual beauty but also tactile details that can be felt at your fingertips, bringing nature into your daily life.

L LIVART Matching Film ● Fire Retardant ● General ||| Vertical ||/ Half Grain ⌋ Wood Grain



Premium Wood

● Fire Retardant ● General ||| Vertical |||| Half Grain 🌳 Wood Grain




Oak ● ● ZX107 🌳




Oak ● ● ZX108 🌳



Oak ● ● ZX172 ||||



Ash ● ● ZX110 ||||



Ash ● ● ZX109 ||||



Walnut ● ● ZX149 🌳



Oak ● ● ZX154 |||



Walnut ● ● ZX119 🌳



Pine ● ● ZX169 ||||



Oak ● ● ZX124 🌳



Teak ● ● ZX104 |||



Walnut ● ● ZX158 🌳



Walnut ● ● ZX126 ||||



Teak ● ● ZX118 |||



Walnut ● ● ZX175 🌳



Amazahoue ● ● ZX116 |||



Oak ● ● ZX133 🌳



Oak ● ● ZX174 ||||



Oak ● ● ZX125 🌳



Oak ● ● ZX134 🌳



Ash ● ● ZX141 ||||



Oak ● ● ZX157 🌳

Standard Wood

Discover the diverse expressions of wood with Standard Wood, where the natural beauty of its patterns and textures seamlessly blend with your space.

● Fire Retardant ● General ||| Vertical |||| Half Grain 🌲 Wood Grain



W018



Eucalyptus

NEW ● ● W017 🌲



Eucalyptus

NEW ● ● W018 🌲



Riven Oak

NEW ● ● W402 🌲



Riven Oak

NEW ● ● W403 🌲



W403



Soft Noche

NEW ● ● W741 ||||



Soft Noche

NEW ● ● W742 ||||



W742



W957



Velvet Oak

NEW ● ● W957 ||||



















Velvet Oak






















NEW ● ● W958 ||||

Standard Wood

● Fire Retardant ● General ||| Vertical |||| Half Grain ||||| Wood Grain

		
Oak ● ● W198	Oak ● ● W933	Wash Oak ● ● W011
		
Maple ● ● W189	Oak ● ● W012	Oak ● ● W863
		
Cedar ● ● W946	Maple ● ● W935	Ash ● ● W196
		
Burl Wood ● ● W882	Oak ● ● W937	Wash Oak ● ● W375
		
	Oak ● ● W871	Castagno Cadduci ● ● W192
		Noce ● ● W528

● Fire Retardant ● General ||| Vertical |||| Half Grain ||||| Wood Grain

		
White Oak ● ● W351	Ash ● ● W389	Ash ● ● W015
		
Castagno Cadduci ● ● W301	Maple ● ● W200	Maple ● ● W134
		
Elm ● ● W877	Ash ● ● W879	Maple ● ● W401
		
Oak ● ● W878	Sycamore ● ● W531	Noce ● ● W504
		
Teak ● ● W952	Ash ● ● W390	Pine ● ● W538
		
Ash ● ● W881	Oak ● ● W867	Ash ● ● W388
		
Ash ● ● W357	Oak ● ● W874	Castagno Cadduci ● ● W632

Standard Wood



Sycamore ●● W845 |||



Oak ●● W949 🌲



Pine ●● W183 |||



Oak ●● W864 🌲



Maple ●● W842 🌲



Teak ●● W870 |||



Noce ●● W508 |||



Africa Limba ●● W177 🌲



Oak ●● W942 |||



Maple ●● W171 🌲



Walnut ●● W141 🌲



Oak ●● W943 |||



Cherry ●● W816 🌲



Walnut ●● W376 🌲




Walnut ●● W302 🌲



Walnut ●● W260 |||



Walnut ●● W206 |||



Walnut ●● W681 |||

● Fire Retardant ● General ||| Vertical 🌲 Half Grain 🌲 Wood Grain



Teak ●● W953 |||



Ash ●● W880 🌲




Rose Wood ●● W727 |||



Walnut ●● W954 🌲



Walnut ●● W016 🌲



Walnut ●● W955 🌲



Walnut ●● W207 |||



Noce ●● W823 🌲



Oak ●● W638 |||




Noce ●● W722 🌲



Walnut ●● W956 🌲



Burl Wood ●● W883 🌲



Noce ●● W705 🌲

NATURAL SURFACE

- Soft Fabric
- Natural Fabric
- Real Fabric
- Soft Leather
- Velvet Metal
- UMI
- Real Metal
- Gold

HYUNDAI L&C 2026 - 2027
Bodaq Interior Film
New Collection



The Soft Fabric series, with its natural textile texture, brings a gentle touch to create a modern yet warm interior atmosphere.

Soft Fabric


SF802 · LW122

● Fire Retardant ● General



Chevron

NEW ● ● SF801



Woven Fabric

NEW ● ● SF803



Chevron

NEW ● ● SF802



Woven Fabric

NEW ● ● SF804

※ The images above are for illustrative purposes only, and may differ from the actual products.

Natural Fabric




Oxford Twill

● NF904




Herringbone

● NF903



Oxford Twill

● NF905



Oxford Twill

● NF906



NF902

● Fire Retardant ● General



Herringbone

● NF902



Herringbone

● NF901

※ The images above are for illustrative purposes only, and may differ from the actual products.

Real Fabric

The Real Fabric series is crafted using a woven technique that intertwines PVC yarns, offering the natural texture unique to fabric along with exceptional durability.



RF010



Real Fabric

● RF011



Real Fabric

● RF008



Real Fabric

● RF010



Real Fabric

● RF001

Soft Leather

Add a sense of warmth and depth to your space with Soft Leather, where a smooth touch and gentle sheen come together in perfect harmony.

● Fire Retardant ● General



Soft Leather

NEW ● SL401



Soft Leather

NEW ● SL402



Soft Leather

NEW ● SL403



Soft Leather

NEW ● SL404



※ The images above are for illustrative purposes only, and may differ from the actual products.

Velvet Metal

Experience the elevated luxury of Velvet Metal, showcasing subtle yet dramatic metallic textures in sophisticated colors.

● Fire Retardant ● General




Champagne

● ● VM905




Gold

● ● VM907




Rose Gold

● ● VM906



Light Brown

● ● VM908




Brown

● ● VM909




Ash

● ● VM910



Chrome

● ● VM901



Velvet Metal




Grey

● ● VM902




Silver

● ● VM903



Sky Blue

● ● VM904



Navy

● ● VM911

The pinnacle of modernism, perfected by light. Experience the glamorous appeal of UMI Metal, which showcases the beauty of metal in its richest form.

UMI

● Fire Retardant ● General



UMI01 · UMI02




Shiny Rookie

● UMI02




Shiny Rookie

● UMI01



Hologram

● UMI06



Hologram

● UMI05



UMI05

Real Metal

With Bodaq's unique technology and expertise, we bring out the distinctive character and radiant beauty of metal. From elevators and windows to furniture doors, it adds a sophisticated touch to both residential and commercial spaces.



Real Metal ●● RM004



Real Metal ●● RM015



Real Metal ●● RM007




Real Metal ●● RM005



Real Metal ●● RM051



Real Metal ●● RM003




Real Metal ●● RM009



Real Metal ●● RM012




Real Metal ●● RM011




Patina Metal ●● NS602



Real Metal ●● RM002



Real Metal ●● RM008



Patina Metal ●● NS601



RM002

Gold

The striking gold accents naturally draw the eye to focal areas, creating an impressive atmosphere in any space.


● Fire Retardant ● General



Metal Weave ●● APZ18



Golden Fabric ●● APZ25



Gold Crack ●● APZ05



Golden Fabric ●● APZ26



APZ05

※ The images above are for illustrative purposes only, and may differ from the actual products.

STONE & MARBLE


Premium Marble
Stone & Marble

HYUNDAI L&C 2026 - 2027
Bodaq Interior Film
New Collection



PM019

● Fire Retardant ● General



Venato

● PM019

※ The images above are for illustrative purposes only, and may differ from the actual products.

Premium Marble

The marble pattern, long loved for its elegant charm, has been upgraded to an even more realistic look. By applying innovative coating technology to the existing marble surface, the premium marble delivers enhanced visual appeal, with a satin-like, powdery sanded stone texture that feels as luxurious to the touch as it looks.

● Fire Retardant ● General




PM017 · PNC50



Bianco ●● PM017



PM003



Onyx ●● PM003



Tundra ●● PM014



PM016



PM014



Fior di Bosco ●● PM016

※ The images above are for illustrative purposes only, and may differ from the actual products.

Premium Marble



Terrazzo

● ● PM008



Terrazzo

● ● PM004



PM008

● Fire Retardant ● General



PM010



Basaltina


● ● PM010



Basaltina

● ● PM009

Premium Marble



Pietra

● ● PM006



Pietra

● ● PM007



PM007

Stone & Marble



NS202

● Fire Retardant ● General



Travertine

NEW ● ● NS201



Travertine

NEW ● ● NS202

※ The images above are for illustrative purposes only, and may differ from the actual products.

Stone & Marble



NS121

● Fire Retardant ● General




Sierra Stone

● ● NS122




Granite

● ● NS121



Sierra Stone

● ● NS123




Granite

● ● NS120



NS123




Cardoso

● ● NS711




Cardoso

● ● NS710




Flake Cement

● ● NS898



Elba Stone

● ● NS822



Elba Stone

● ● NS823



Cement

● ● NS703



Particle Stone

● ● NS717




NS823



Concrete

● ● NS401



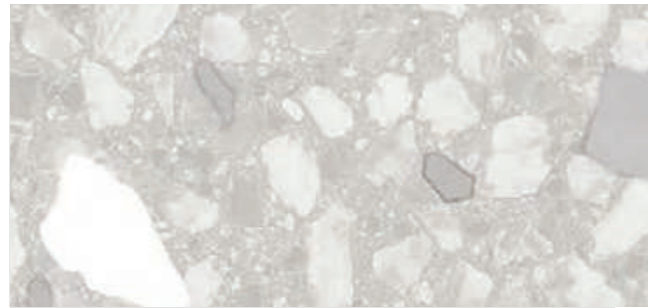
Concrete

● ● NS403

Stone & Marble



Arabescato ●● NS814



Mono Terrazzo ●● NS715




NS118



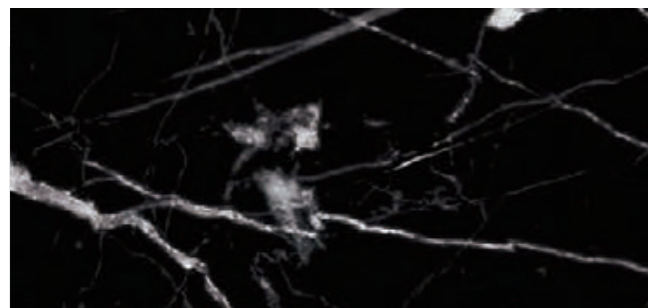
NS715



White Marble ●● NS118



White Marble ●● NS119



Nero Marquina ●● NS804



Travertine ●● NS806

Exterior Film

We've extended the delicate design sense of our interior films to the exterior of buildings. Complete your building's first impression with Bodaq Exterior Film.




The image was taken from an actual exterior wall installation at the Hyundai L&C headquarters.

EXF54

● Fire Retardant ● General



Onyx **NEW** ● EXF51



Rustic Stone **NEW** ● EXF52



Wild Concrete **NEW** ● EXF53



Wild Concrete **NEW** ● EXF54

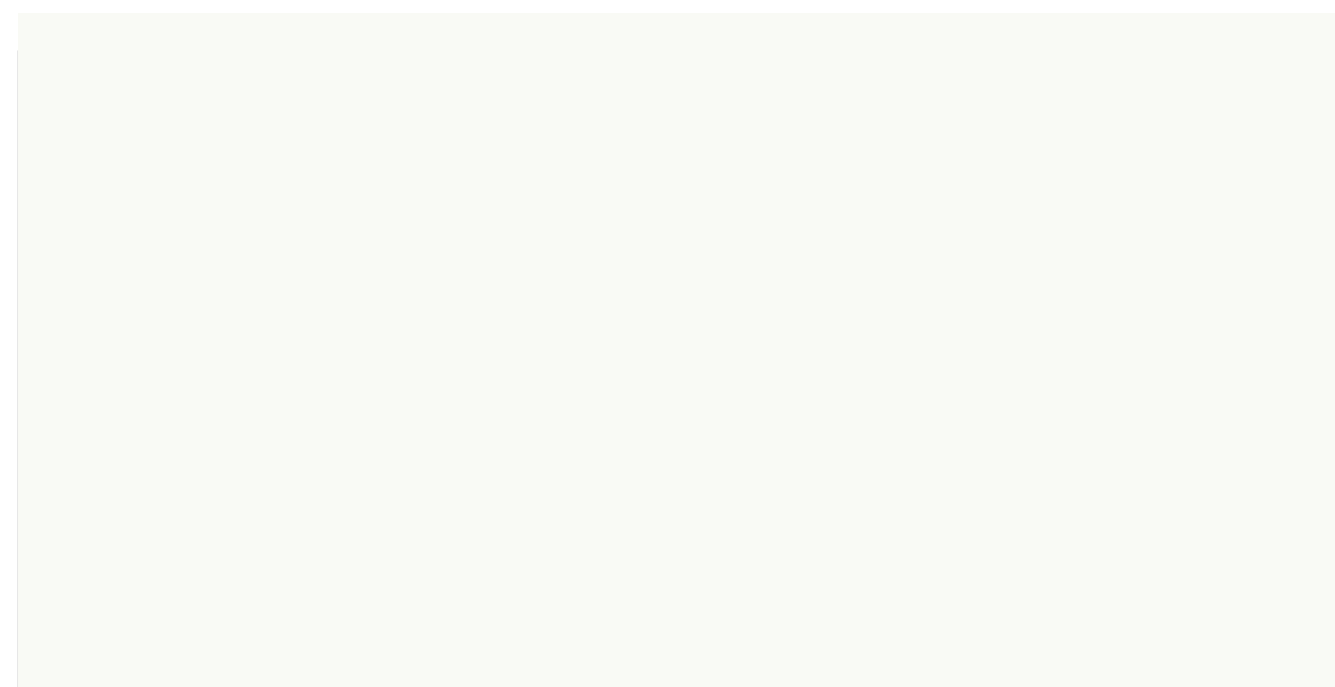
Easy Clean Film

Turn your walls into a free-flowing idea board. Our Easy Clean Film makes writing and erasing simple, bringing your creative space to life.



ECF01

● Fire Retardant ● General



Easy Clean Film

NEW ● ECF01

Installation Guidelines

BODAQ Installation Precautions	<ul style="list-style-type: none"> • Check the condition of the substrate (product name, product type, surface conditions) before installation. (If any issues are found, notify the supplier.) • For MDF, ensure the density is uniform, as differences in density can affect adhesion and stability during installation. • Follow the following recommended cleaning procedures for the substrate <ul style="list-style-type: none"> -For film covering and ABS doors, clean the surface of any contaminants and treat any damaged areas before installation. ※ When using sandpaper on ABS doors, avoid causing uneven surfaces. -For MDF, PB, and similar materials, smooth rough surfaces with sandpaper or apply putty before installation. • Be cautious of color differences between production lots. It's best to avoid mixing different lots during installation. • When exposed to low temperatures during winter, the surface may crack, and adhesion strength may decrease. Take extra care. • Avoid substrates with scratches or wax components, as these can reduce adhesion.
Primer Stage	<ul style="list-style-type: none"> • It is recommended to use Bodaq Primer, produced by Hyundai L&C, for optimal performance and stability. • MDF, PB, and other wood materials have a high absorption rate, so 2-3 coats should be applied on cut edges. • After applying the primer, allow at least 2 hours for it to dry thoroughly before applying the film. [※Store Bodaq Primer (water-based) in a cool, shaded area, and do not use if the product has frozen. Take care during winter storage.
Installation (Adhesion) Stage	<ul style="list-style-type: none"> • Maintain a room temperature (15°C-23°C) to eliminate any residual moisture on the wall. • For products like, OGW, SPW, LW, SMT, UMI, PNC, and PNT, which have special coatings, ensure that the temperature is maintained before installation. • When installing special products, apply primer, allow it to dry, and use extra pressure to finish the installation. • Pay special attention to corners, as insufficient pressure may cause peeling. • Avoid moisture and direct sunlight during installation, and do not use the film outdoors. • During hot summer months, sealing the space immediately after installation can lead to high temperatures, potentially causing bubbles or peeling. To prevent this, ensure adequate ventilation throughout the process.
Product-Specific Usage Considerations	
OGW / SPW / LW / PNC / PNT Products (Premium Coating Type)	<ul style="list-style-type: none"> • Handle with care to prevent damage to the special coating layer during installation, particularly when fitting into corners. • The surface features deep embossing, which may lead to tearing if subjected to excessive pressure or frequent removal and reattachment. • Clean the surfaces using mild detergent or water to avoid damage.
SMT Products (Matte Special Coating Type)	<ul style="list-style-type: none"> • The special coating may hinder the squeegee to smoothly slide during installation, so be sure to apply adequate pressure. • Avoid contamination between the substrate and the adhesive surface to prevent marks or protrusions. • The special coating may make overlapping installations difficult, so use caution. • The product may not return to its original shape if wrinkled or marked, so handle it with care during storage and use. • Be aware that F/R and General versions may have different surface textures.
RF Products (Woven Type)	<ul style="list-style-type: none"> • Be careful of scratches when using sharp tools due to the material's texture. • The thick material may be difficult to bend or overlap, and cutting it may be challenging. • There is no protective layer on the surface, so ensure careful use of the squeegee to avoid surface damage. • Tunnelling may occur if the fabric is rewound after use.
NF Products (Fabric Type)	<ul style="list-style-type: none"> • The fabric material may unravel during cutting, leaving threads behind. Applying pressure with the squeegee may be difficult. • The product is designed for flat installations and may be difficult to bend or cut due to its thickness. • Overlapping may be difficult due to the water-repellent and F/R coating on the surface. • Handle carefully to avoid surface damage, as there is no film layer on the surface.
VM / RM Products (Pearl Type)	<ul style="list-style-type: none"> • The pearl finish may show color variations depending on the distribution of the pearl pigments on the film surface. • Excessive detachment after overlapping installation could cause peeling.
UMI Products (Premium Real Metal Type)	<ul style="list-style-type: none"> • To maximize surface effect, installation must be carried out in a very clean environment to avoid dents or protrusion marks. • If the product is wrinkled or dented, it cannot be restored due to its special structure. Handle with care during storage and use. • The product is harder than standard products, so bending or overlapping may be difficult. • Tunnelling may occur if the fabric is rewound after use.
HS Products (High Gloss Type)	<ul style="list-style-type: none"> • Due to the high hardness of the product, sufficient pressure must be applied to prevent corner lifting.
ECF Products	<ul style="list-style-type: none"> • To maximize surface effect, installation must be carried out in a very clean environment to avoid dents or protrusion marks. • If the product is wrinkled or dented, it cannot be restored due to its special structure. Handle with care during storage and use. • The product is harder than standard products, so bending or overlapping may be difficult. • Tunnelling may occur if the fabric is rewound after use. • Handle with care to prevent damage to the special coating layer during installation, particularly when fitting into corners. • Clean the surfaces using mild detergent or water to avoid damage.
Other Precautions	<ul style="list-style-type: none"> • There is a risk of discoloration due to UV exposure. • After installation, maintain room temperature for at least 1-2 days to allow the film to set properly.
BODAQ Exterior Film EXF Products	<ul style="list-style-type: none"> • Installation is recommended on smooth, non-porous, and high-energy surfaces. • Check the condition of the substrate (product name, product type, surface conditions) before installation. (If any issues are found notify the supplier.) • Follow the following recommended cleaning procedures for the substrate <ul style="list-style-type: none"> -Remove existing silicone caulking and residues, evenly fill dents or damaged areas, and sand the surface to remove contaminants and residues. • Be cautious of color differences between production lots. It's best to avoid mixing lots during installation. • When exposed to low temperatures during winter, the surface may crack, and adhesion strength may decrease. Take extra care. • Avoid substrates with scratches or wax components, as these can reduce adhesion.
Primer Stage	<ul style="list-style-type: none"> • Apply the material thoroughly, focusing on edges, which are more prone to foreign matter intrusion. • After applying the primer, allow at least 2 hours for it to dry thoroughly before applying the film.
Installation (Adhesion) Stage	<ul style="list-style-type: none"> • Installation is recommended at room temperature (15°C-23°C). • Remove surface moisture caused by condensation before installation. • Avoid moisture and direct sunlight during installation. • Pay special attention to corners, as insufficient pressure may cause peeling. • When applying silicone caulking after film attachment, cover at least 2 mm of the film with silicone.

For performance certifications and construction specifications, please contact Hyundai L&C.
www.hyundailnc.com / www.ebodaq.com